

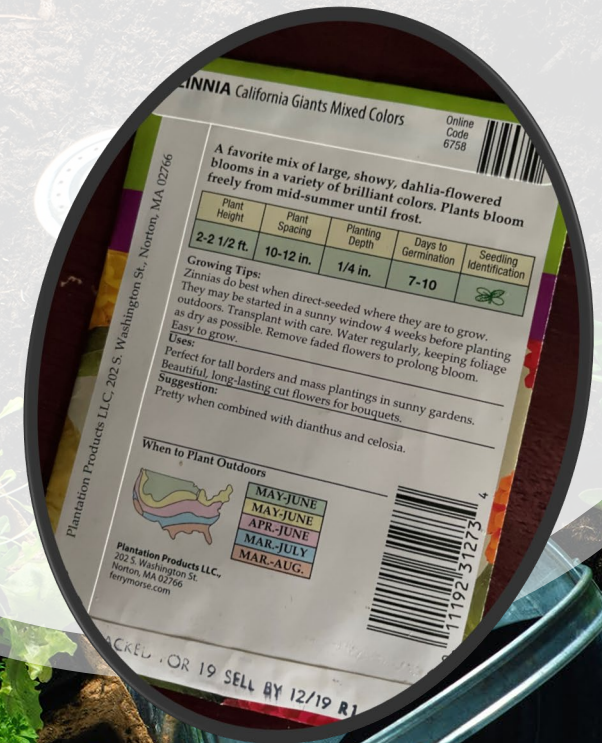
# TALKING DIRT

Tips for the Casual  
Gardener

Presented by:  
Virginia Beach Master  
Gardeners




# Starting Your Plants from Seeds



# Why

- Variety
- Somethings you can't get as potted plants
- Need to cover a big space
- Less expensive than buying potted nursery specimens
- Knowing what was used on your plant
- Knowing what plants you are getting
- Many seeds will last a few years





## What you can't get with seeds

- Patented plants
- Plants that do not grow true from seeds

## When to buy a potted plant

- When you only need one plant

*So now you know why  
let's get started*

# What is your garden like?

*The seeds you get depends on where you are going to plant them*

## *Sun*

- ☀ *South facing- the best*
- ☀ *North facing*
- ☀ *East facing*
- ☀ *West facing*
- ☀ *How to tell the amount*
- ☀ *Trees can make a difference*



# What is your garden like?

*The seeds you get depends on where you are going to plant them*

## Soil

📌 *Do a soil test-Now is a great time*

📌 *Dig a hole 1' deep and 1' wide*

📌 *Fill the hole with water - how long does it take to drain?*

📌 *Ideal time is 10-30 minutes*

📌 *Less than 10 minutes and it will be drought-prone*

📌 *Less than 1" an hour you have heavy soil*

# Reading the Seed Package

- ▣ *Open-pollinated – seeds saved from mature plants*
- ▣ *True to type – seeds that produce the exact characteristics of the parent*
- ▣ *Cross Pollination – hybrid plants*
- ▣ *GMO*
- ▣ *Organic- harvested from certified organic crops*
- ▣ *Heirloom – generally pre-date modern commercial plant breeding*
- ▣ *Determinant, indeterminant*



# Reading the Seed Package

- ▣ *Botanical Name*
- ▣ *Will it grow in our area?*
- ▣ *Begin indoors or directly sow*
- ▣ *Days to germination*
- ▣ *Days until they mature*
- ▣ *Does the seed need special care*
- ▣ *Size of the plant*
- ▣ *Growing needs*





# Reading a Seed Package

#5112 See photo at [www.reneesgarden.com](http://www.reneesgarden.com) 6 21150 57197 9

## Italian Trio Eggplants

*Equal parts: Beatrice F1, Nadia F1, Rosa Bianca*

**TRANSPLANT TO HARVEST**  
Approx. 80 days

**MATURE HEIGHT**  
2 - 2 1/2 feet

**TRANSPLANT OUTDOORS IN FULL SUN**  
April - June

**DAYS TO GEMINATE**  
10 - 21 days

**SOW SEEDS INDOORS**  
Feb - March

✻✻✻✻✻✻✻✻✻

Our trio of delicious Italian eggplants combines teardrop-shaped, purple-black "Nadia," gorgeous, oval-shaped magenta "Beatrice" and heirloom rose and white, globe-shaped "Rosa Bianca." The strong plants with velvety leaves and lavender blossoms bear abundant crops of curvaceous glossy fruits with tender skins and succulent flesh that is never bitter or seedy. Enjoy in recipes from all Mediterranean cuisines.

Seeds are color coded with USDA food grade stain to distinguish varieties  
Undyed seed = Rosa Bianca eggplant  
Green seed = Beatrice eggplant  
Pink seed = Nadia eggplant

It source until  
s ready to plant  
en seedlings are  
- transplant 2 to 3  
: into deeper con-  
tain at 70 to 75".  
all-strength  
dry 2 weeks until  
warm enough to  
climate seedlings  
conditions.  
2 feet apart into  
full sun.

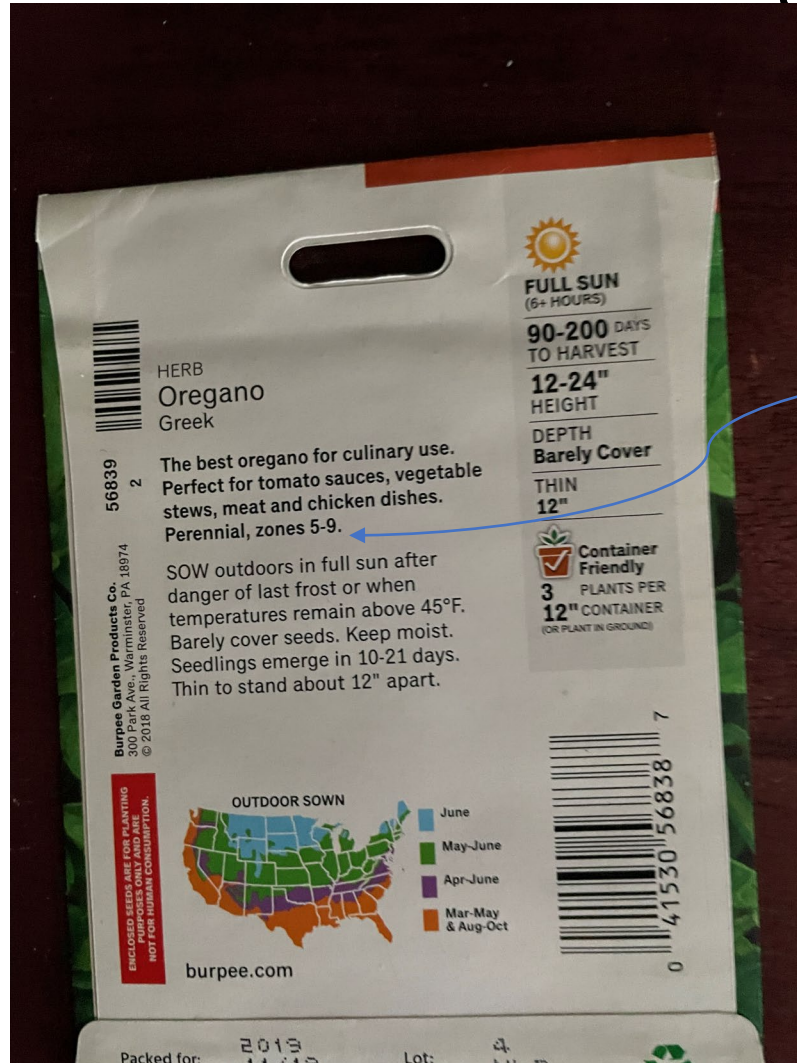
**NOTES**  
plant these heat-  
doors until night  
es stay securely  
Prepare soil well  
manure or com-  
only robust  
with well-developed  
mulch well. Fertilize  
arly throughout

✻ Renee's Garden ✻ 6116 Highway 9, Felton, CA 95018  
888-880-7228 • [www.reneesgarden.com](http://www.reneesgarden.com)

Visit [reneesgarden.com](http://reneesgarden.com) \$2.79 US/\$2.99 CAN  
Net Wt. 200 mg PACKED FOR 2010 LOT A  
Not treated or genetically modified Sell by 12/10

• Look for the Botanical Name of the plant

# Reading a Seed Package



- Look for the botanical name
- Will it grow in our area?
  - We are Zone 8A

# Reading a Seed Package

SOW SEEDS INDOORS	DAYS TO GERMINATE	TRANSPLANT OUTDOORS IN FULL SUN	MATURE HEIGHT	TRANSPLANT TO HARVEST
Feb. - March	10 - 21 days	April - June	2 - 2 1/2 feet	Approx. 80 days

#5112 See photo at [www.reneesgarden.com](http://www.reneesgarden.com) 6 21150 84197 9

**Italian Trio Eggplants**  
Eggplant parts: Beatrice F1, Nadia F1, Rosa Bianca

Our trio of delicious Italian eggplants combines teardrop-shaped, purple-black "Nadia," gorgeous, oval-shaped magenta "Beatrice" and heirloom rose and white, globe-shaped "Rosa Bianca." The strong plants with velvety leaves and lavender blossoms bear abundant crops of curvaceous glossy fruits with tender skins and succulent flesh that is never bitter or seedy. Enjoy in recipes from all Mediterranean cuisines.

Seeds are color-coded with USDA food grade stain to distinguish varieties  
Unhybrid seed = Rosa Bianca eggplant  
Green seed = Beatrice eggplant  
Pink seed = Nadia eggplant

**NOTES**  
1 plant these heat-  
oort until night-  
es stay securely  
Prepare soil well  
manure or com-  
only robust  
with well-developed  
trunk well. Fertilize  
ary throughout

1 source until  
2 ready to plant  
en seedlings are  
- transplant 2 to 3  
: into deeper con-  
stain at 70 to 75°  
all-strength  
ary 2 weeks until  
warm enough to  
climate seedlings  
conditions.  
2 feet apart into  
full sun.

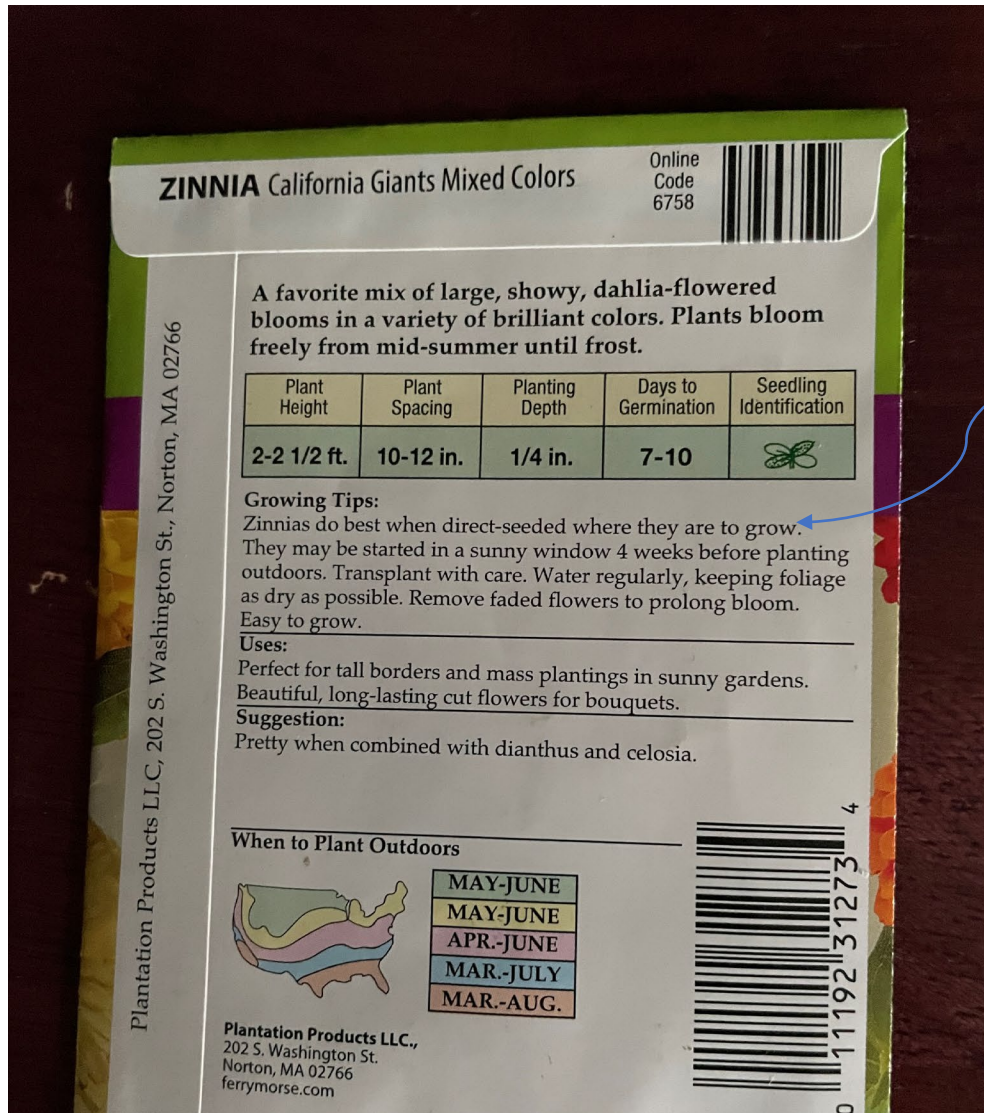
1 **NOTES**  
1 plant these heat-  
oort until night-  
es stay securely  
Prepare soil well  
manure or com-  
only robust  
with well-developed  
trunk well. Fertilize  
ary throughout

Visit [reneesgarden.com](http://reneesgarden.com) \$2.79 US/\$2.99 CAN  
Net Wt. 200 mg PACKED FOR 2010 LOT A  
Not treated or genetically modified Sell by 12/10

Renée's Garden  
6116 Highway 9, Felton, CA 95018  
888-890-7228 • [www.reneesgarden.com](http://www.reneesgarden.com)

- Look for the Botanical Name of the plant
- Will it grow in our area?
- Do you begin the seeds indoors or directly plant them in your garden?
  - Indoors

# Reading a Seed Package



- Look for the Botanical Name of the plant
- Will it grow in our area?
- Do you begin the seeds indoors or directly plant them in your garden?
  - Directly plant

# Reading a Seed Package

#5112 See photo at [www.reneesgarden.com](http://www.reneesgarden.com) 6 21150 47197 9

**Italian Trio Eggplants**  
Cultural notes: Beatrice Fl., Nadia Fl., Rosa Bianca

SOW SEEDS INDOORS	DAYS TO GERMINATE	TRANSPLANT OUTDOORS IN FULL SUN	MATURE HEIGHT	TRANSPLANT TO HARVEST
Feb. - March	10 - 21 days	April - June	2 - 2½ feet	Approx. 80 days

Our trio of delicious Italian eggplants combines teardrop-shaped, purple-black "Nadia," gorgeous, oval-shaped magenta "Beatrice" and heirloom rose and white, globe-shaped "Rosa Bianca." The strong plants with velvety leaves and lavender blossoms bear abundant crops of curvaceous glossy fruits with tender skins and succulent flesh that is never bitter or seedy. Enjoy in recipes from all Mediterranean cuisines.

Seeds are color-coded with USDA food grade stain to distinguish varieties  
Unhybrid seed = Rosa Bianca eggplant  
Green seed = Beatrice eggplant  
Pink seed = Nadia eggplant

**NOTES**  
1. plant these heat-  
oort until night-  
es stay securely  
Prepare soil well  
manure or com-  
only robust  
with well-developed  
trunk well. Fertilize  
arty throughout

1 source until  
2 ready to plant  
en seedlings are  
- transplant 2 to 3  
: into deeper con-  
stain at 70 to 75°  
all-strength  
ery 2 weeks until  
warm enough to  
climate seedlings  
conditions.  
2 feet apart into  
full sun.

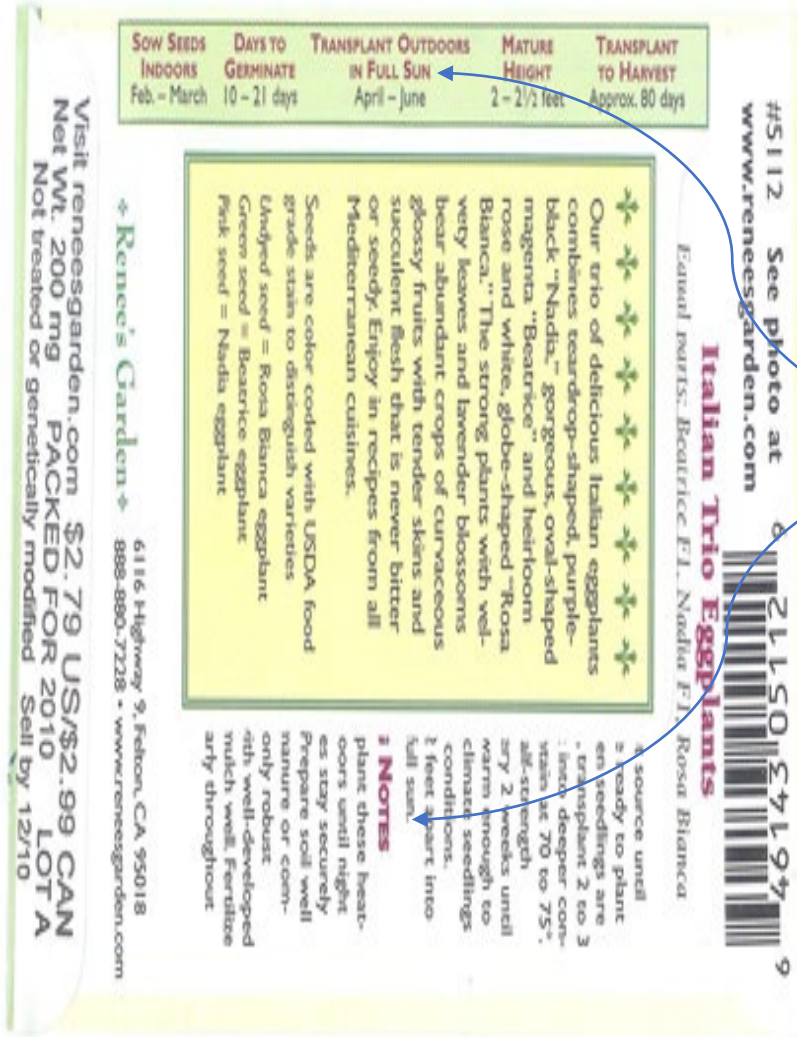
1 **NOTES**  
plant these heat-  
oort until night-  
es stay securely  
Prepare soil well  
manure or com-  
only robust  
with well-developed  
trunk well. Fertilize  
arty throughout

Visit [reneesgarden.com](http://reneesgarden.com) \$2.79 US/\$2.99 CAN  
Net Wt. 200 mg PACKED FOR 2010 LOT A  
Not treated or genetically modified Sell by 12/10

Reene's Garden 6116 Highway 9, Felton, CA 95018  
888-890-7228 • [www.reneesgarden.com](http://www.reneesgarden.com)

- Look for the Botanical Name of the plant
- Do you begin the seeds indoors or directly plant them in your garden?
- How many days for the seeds to germinate?

# Reading a Seed Package



- Look for the Botanical Name of the plant
- Do you begin the seeds indoors or directly plant them in your garden?
- How many days for the seeds to germinate?
- How much sun does it need?
  - ☀ Full Sun 6-8 hours
  - ☀☁ Partial Sun/Partial Shade 3-6 hours of sun
  - ☁ Shade – fewer than 3 hours of sun

# Reading a Seed Package

SOW SEEDS INDOORS	DAYS TO GERMINATE	TRANSPLANT OUTDOORS IN FULL SUN	MATURE HEIGHT	TRANSPLANT TO HARVEST
Feb. - March	10 - 21 days	April - June	2 - 2½ feet	Approx. 80 days

#5112 See photo at [www.reneesgarden.com](http://www.reneesgarden.com)

**Italian Trio Eggplants**

Edural parts: Beatrice F1, Nadia F1, Rosa Bianca

Our trio of delicious Italian eggplants combines teardrop-shaped, purple-black "Nadia," gorgeous, oval-shaped magenta "Beatrice" and heirloom rose and white, globe-shaped "Rosa Bianca." The strong plants with velvety leaves and lavender blossoms bear abundant crops of curvaceous glossy fruits with tender skins and succulent flesh that is never bitter or seedy. Enjoy in recipes from all Mediterranean cuisines.

Seeds are color-coded with USDA food grade stain to distinguish varieties  
Unhybrid seed = Rosa Bianca eggplant  
Green seed = Beatrice eggplant  
Pink seed = Nadia eggplant

**NOTES**  
1. Source until ready to plant  
2. Transplants are 2 to 3 inches deeper container at 70 to 75° all-strength  
3. 2 weeks until warm enough to climate seedlings conditions.  
4. feet apart into full sun.

Visit [reneesgarden.com](http://reneesgarden.com) \$2.79 US/\$2.99 CAN  
Net Wt. 200 mg PACKED FOR 2010 LOT A  
Not treated or genetically modified Sell by 12/10

6116 Highway 9, Felton, CA 95018  
888-890-7228 • [www.reneesgarden.com](http://www.reneesgarden.com)

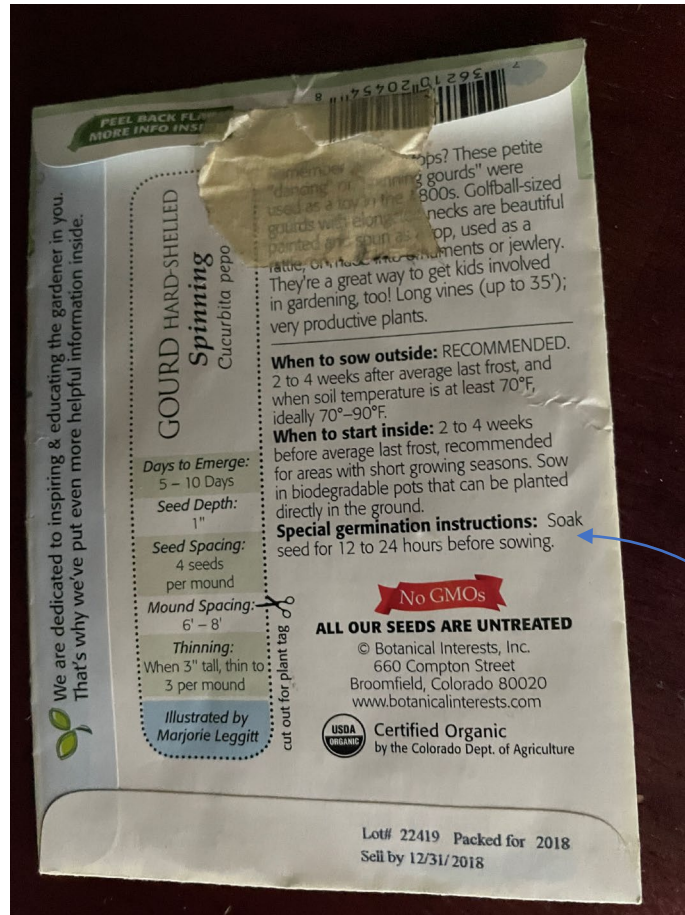
- Look for the Botanical Name of the plant
- Do you begin the seeds indoors or directly plant them in your garden?
- How many days for the seeds to germinate?
- How much sun does it need?
- How big does the plant get?







# Reading a Seed Package



- Look for the Botanical Name of the plant
- Do you begin the seeds indoors or directly plant them in your garden?
- How many days for the seeds to germinate?
- How much sun does it need?
- How big does the plant get?
- When do you transplant it into the garden?
- How long before harvest or you can cut flowers?
- **Does your seed need special care?**  
👉 *Presoak, nicked, chilled*

# Interpreting the Seed Package

## *Other things to note:*

🌿 *Is your plant disease resistant?*

- 📄 **PM** | Powdery Mildew | Fungus
- 📄 **F** | Fusarium Wilt | Fungus
- 📄 **V** | Verticillium Wilt | Fungal
- 📄 **BBS** | Bacterial Brown Spot | Bacterium

📄 *Plants have different needs so research each variety before you buy and plant*



# Planting Seeds Indoors

( if they need to be started indoors)

*The general process for growing seedlings that you can transplant into the outdoor garden*

- 🛠️ Begin with sterile soil mix
- 🛠️ Premoisten the soil
- 🛠️ Fill your container but don't pack it down
- 🛠️ Plant your seeds
- 🛠️ Pay attention to the germination light requirements



# Planting Seeds Indoors

- 📌 Water lightly
- 📌 Place a plastic bag or dome over the cells
- 📌 Label your plants!
- 📌 Monitor seed growth
- 📌 Add light
- 📌 Keep seedlings moist
- 📌 Feed your seedling – weak fertilizer
- 📌 Cull seedlings
- 📌 Pot up or “up-pot” if/as necessary
- 📌 Harden off seedlings





# Self Watering Seed Starter

# Planting Seeds Outdoors

## 🌱 Plants that prefer this:

- 🌱 Some herbs
- 🌱 Radishes
- 🌱 Squash
- 🌱 Lettuce
- 🌱 Spinach
- 🌱 Beans
- 🌱 Peas
- 🌱 Carrots and beets
- 🌱 Morning Glory
- 🌱 Sunflowers
- 🌱 Poppy
- 🌱 Sweet Pea
- 🌱 Zinnia



# Planting Seeds directly in the garden



- Prepare the soil
  - ✿ Soil Test
  - ✿ Dig up the area
  - ✿ Add amendments as directed
  - ✿ Remove rocks and other debris

*LOOSE, WEED FREE, LEVEL*

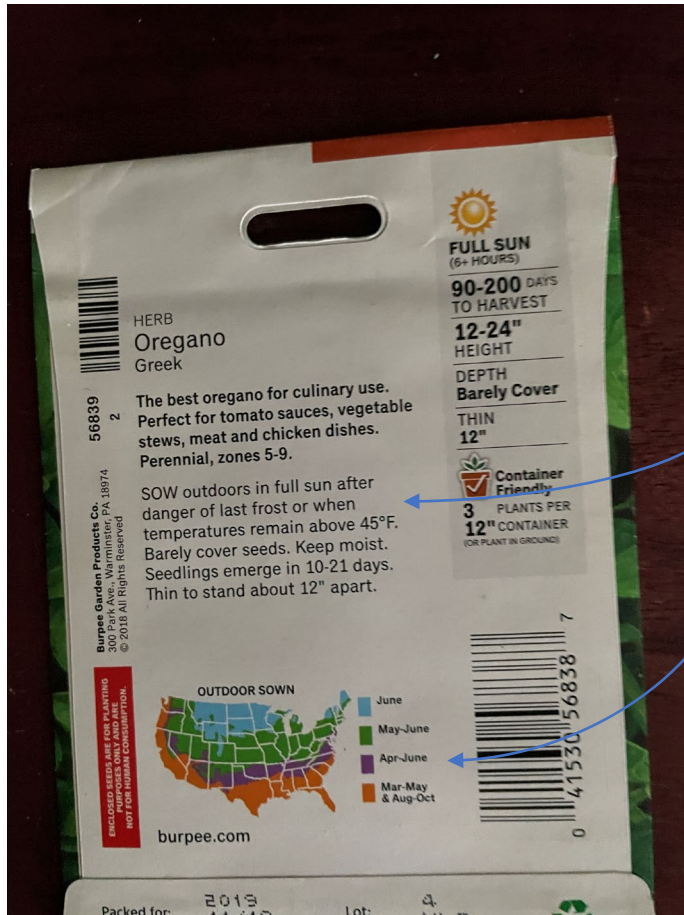


# Planting Seeds directly in the garden



- Follow the directions on the package
  - Do the seeds need special treatment
    - Scratching or clipping the seed coat
    - Putting the seed in a moist condition
    - Cold treatment

# Planting Seeds directly in the garden



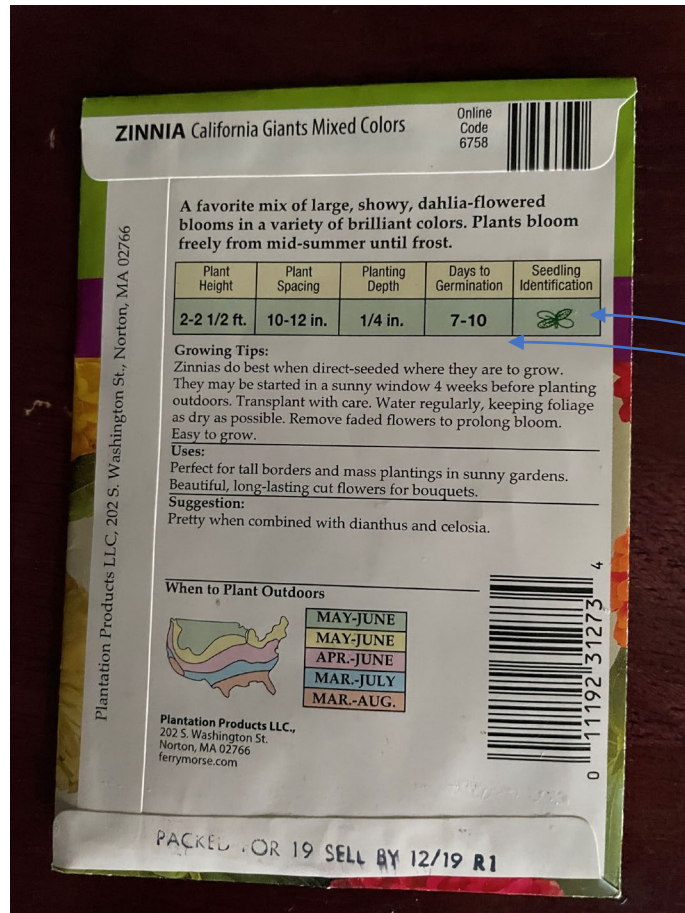
- Prepare the soil – loose, weed free, level
- Follow the directions on the package
  - Do the seeds need special treatment
  - When to sow

# Planting Seeds directly in the garden



- Follow the directions on the package
  - Do the seeds need special treatment
  - When to sow
  - How to sow

# Planting Seeds directly in the garden



- Follow the directions on the package
  - ❑ Do the seeds need special treatment
  - ❑ When to sow
  - ❑ How to sow
  - ❑ When should you expect to see a plant
  - ❑ This package even give you a seedling ID

# Planting Seeds directly in the garden



- Follow the directions on the package
  - ▣ Do the seeds need special treatment
  - ▣ When to sow
  - ▣ How to sow
  - ▣ When should you expect to see a plant
- **LABEL YOUR PLANTS!**
- **Mark the Planting location**

# Planting Seeds directly in the garden



## Follow the directions on the package

- When to sow
- How to sow
- Label your plants
- When should you expect to see a plant
- Label your plants
- Keep the soil moist

# Planting Seeds directly in the garden



- Prepare the soil
- Follow the directions on the package
- When to sow
- How to sow
- When should you expect to see a plant
- Label your plants
- Keep the soil moist
- Thinning or Culling

# Planting Seeds directly in the garden



- Prepare the soil
- Follow the directions on the package
- When to sow
- How to sow
- When should you expect to see a plant
- Keep the soil moist
- Thinning or Culling
- **Weed**





*Enjoy your Garden*



*Questions?*